

# St. Johns River Community College 2009 Facts At A Glance

## Locations:

<http://www.sjrcc.edu>

**Orange Park Campus, Established 1977**  
283 College Drive, Orange Park, FL 32065  
904-276-6800

**Palatka Campus, Established 1958**  
5001 St. Johns Avenue, Palatka, FL 32177  
386-312-4200

**St. Augustine Campus, Established 1986**  
2990 College Drive, St. Augustine, FL 32084  
904-808-7400



## Accreditation:

St. Johns River Community College is accredited by the Commission on Colleges of the Southern Association of Colleges and Schools to award the associate degree. Contact the Commission on Colleges at 1866 Southern Lane, Decatur, Georgia 30033-4097 or call 404-679-4500 for questions about the accreditation of St. Johns River Community College.

## Annual Cost Analysis

	Direct Instruction	Academic Support	Student Services	Institutional Support	Plant Op. & Maintenance
2007-08	\$9,981,664	\$2,392,180	\$1,577,430	\$5,115,514	\$4,358,494
2006-07	\$9,402,854	\$2,396,727	\$1,505,635	\$4,879,870	\$4,088,917
2005-06	\$8,331,624	\$2,070,021	\$1,402,477	\$4,933,682	\$3,949,160

Source: FL College System Fact Book 2007, 2008, 2009

## Annual Unduplicated Headcount

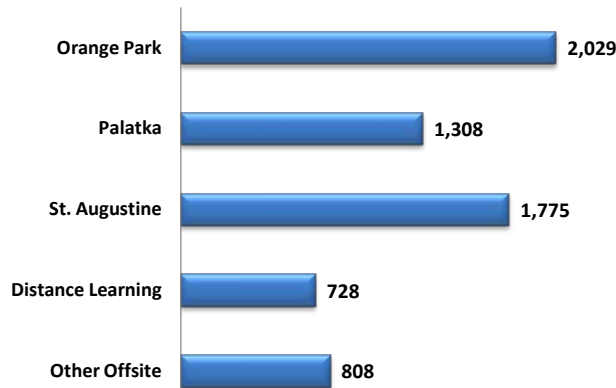
Year	Headcount	Year	Headcount
2001-02	9,207	2005-06	8,920
2002-03	9,200	2006-07	9,275
2003-04	9,285	2007-08	9,887
2004-05	8,799	2008-09	10,102

## FTE by Campus\*

Campus	2005-06	2006-07	2007-08
Orange Park	941.3	1071.8	1096.0
Palatka	776.7	739.4	760.3
St. Augustine	1090.8	990.5	1133.5
Distance Learning	257.1	405.9	576.4
Other	541.3	610.0	523.8
<b>Total</b>	<b>3607.2</b>	<b>3817.5</b>	<b>4090.0</b>

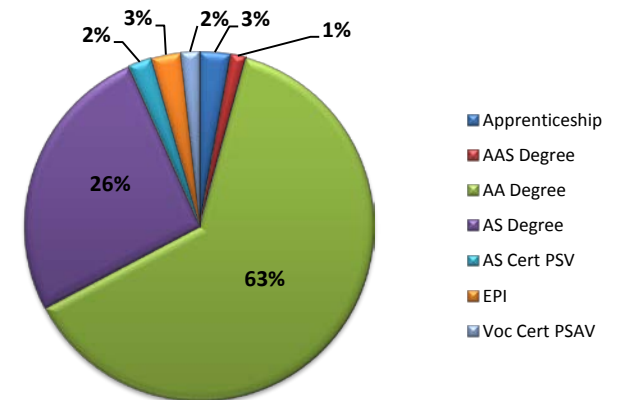
\*Does not include Adult Education  
Source: Internal SJRCC Database

## Unduplicated Headcount by Campus Fall 2008



Source: Internal SJRCC Database

## Headcount by Primary Degree Fall 2008



Source: Internal SJRCC Database

## Full-time Faculty by Ethnicity

Ethnicity	Total	%
Black	9	8%
American Indian	1	1%
Asian	0	0%
Hispanic	3	3%
White	96	88%
<b>Total</b>	<b>109</b>	<b>100%</b>

## Tuition/Fees\*

Per Credit Hour	Resident	Non-Resident
Tuition	\$67.60	\$270.53
Financial Aid Fee	\$3.23	\$11.66
Student Activities Fee	\$6.76	\$6.76
Technology Fee	\$0.65	\$3.50
Capital Improvement Fee	\$6.76	\$27.05
<b>Total</b>	<b>\$85.00</b>	<b>\$319.50</b>

\*(Advanced & Professional, PSV, EPI)

## Facilities, Land & Buildings by Campus

Campus	Acres	Buildings	Gross Sq Ft
Orange Park	95.68	9	211,987
Palatka	93	18	248,151
St. Augustine	165.2	7	86,673

Source: SJRCC Facilities Report

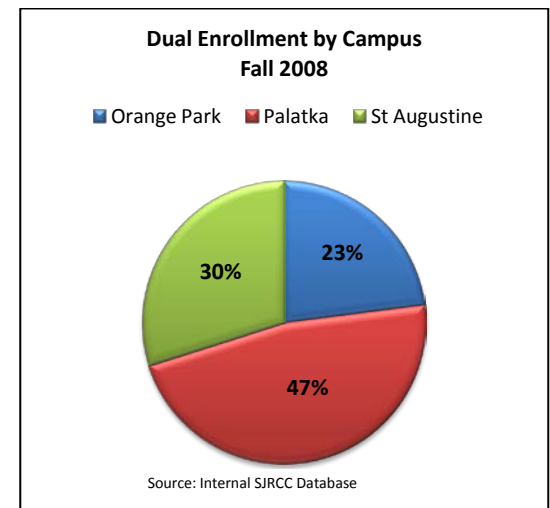
Source: 2008 IPEDS Data

Student Demographics Fall 2008		
Gender	Full-time	Part-time
Male	48%	37%
Female	52%	63%
Age	Full-time	Part-time
16 & Under	1	46
17-19	601	1,133
20-24	1,113	1,140
25-29	191	497
30-34	125	383
35-39	83	338
40-44	45	293
45-49	39	256
50-54	19	159
55-59	9	97
60+	4	67

Source: Internal SJRCC Database

A.S., A.A.S., & College Credit Certificate Headcount By Primary Program of Study Fall 2008	
Program of Study	Headcount
Business	294
Applied Technology	17
Computer Sciences	122
Construction Technology	28
Criminal Justice & Public Safety	71
Graphic Design Technology	31
Nursing & Allied Health	359
Pre-Nursing & Pre-Allied Health	656
Theater & Entertainment Technology	71

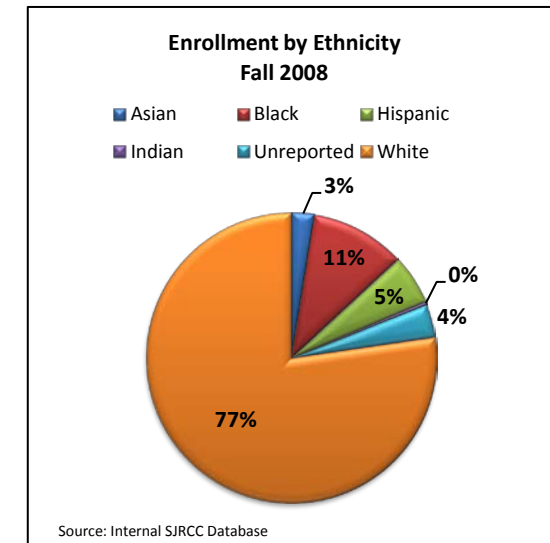
Source: Internal SJRCC Database



Source: Internal SJRCC Database

Enrollment by Time of Day Fall 2008	
Time	% FTE
Morning	52%
Afternoon	15%
Evening	21%
Online/Hybrid	13%

Source: Internal SJRCC Database



Source: Internal SJRCC Database

Program Completers			
Year	2005-06	2006-07	2007-08
Associate in Arts	388	344	406
Associate in Science	185	204	215
Educator Prep Institute	0	20	10
College Credit Certificate	14	41	47
Vocational Certificate	230	229	182
<b>Total</b>	<b>817</b>	<b>838</b>	<b>860</b>

Source: Florida College System Fact Book 2007, 2008, 2009

Retrieved from: <http://www.fldoehub.org>

